

Overview - Public Entities Quarterly Reporting

Approved receipts

72,3

54,1%

Approved spending

66,6

23,1%

Surplus/(deficit)

5,8

- ☐ R billion
- ☒ R million
- ☐ R thousand

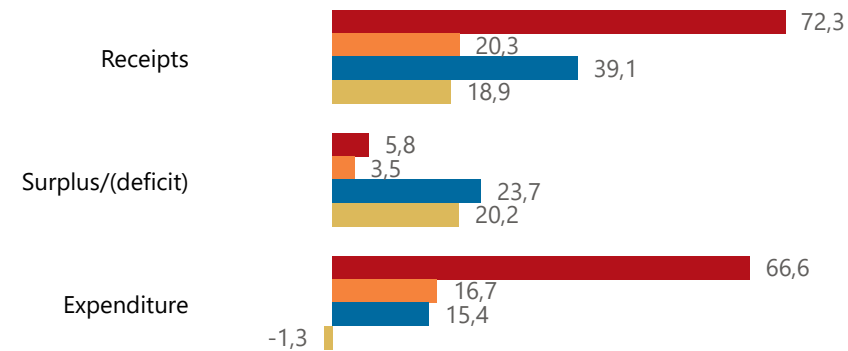


national treasury


Department:
National Treasury
REPUBLIC OF SOUTH AFRICA

Consolidation

● Approved ● Forecast ● YTD ● Variance



Composition of receipts



Quarter

1

Cluster

All

Department

Sport, Arts and Culture

Entity

Performing Arts Council of the Free ...

Composition of spending



Functional grouping



Spending by PFMA schedule



Public Entities Receipts

Approved sales of G&S

3,6

17,8%

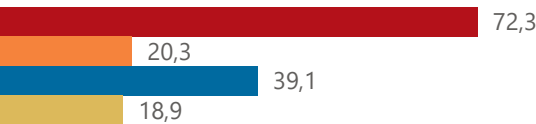
Approved transfers

67,1

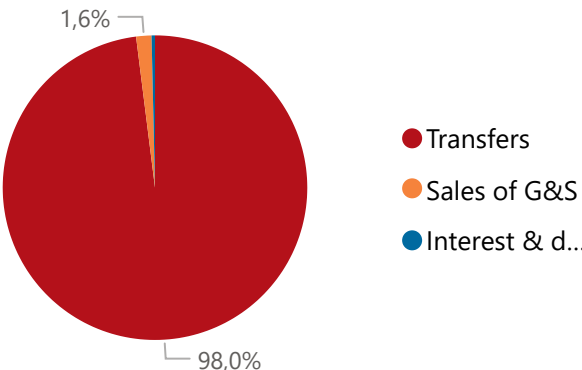
57,1%

Actual vs Forecast

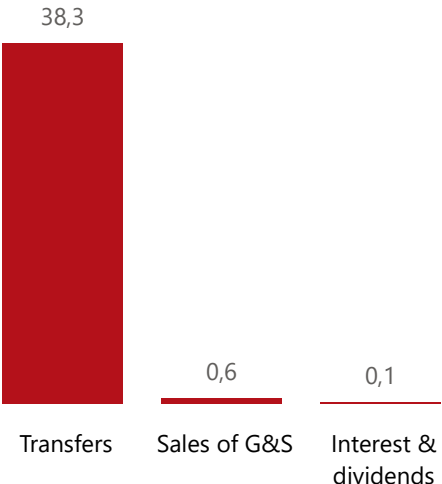
● Approved ● Forecast ● YTD ● Variance



Composition of receipts



Top 5 Receipts



Quarter

1

Cluster

All

Department

Sport, Arts and Culture

Entity

Performing Arts Council of the Free ...

Top 5 Transfers



Departme... transfers

Receipts

Level 3	Approved	YTD	% YTD
Transfers	67,1	38,3	98,0%
Sales of G&S	3,6	0,6	1,6%
Interest & dividends	1,6	0,1	0,4%
Total	72,3	39,1	100,0%

Top 10 Entities

Performing Arts Council of the Free State



national treasury
Department:
National Treasury
REPUBLIC OF SOUTH AFRICA

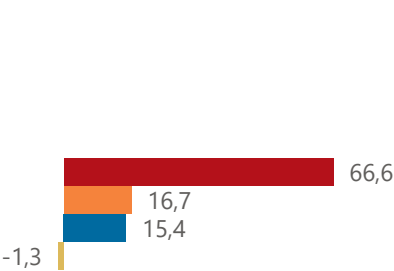
- R billion
- R million
- R thousand

Public Entities Spending

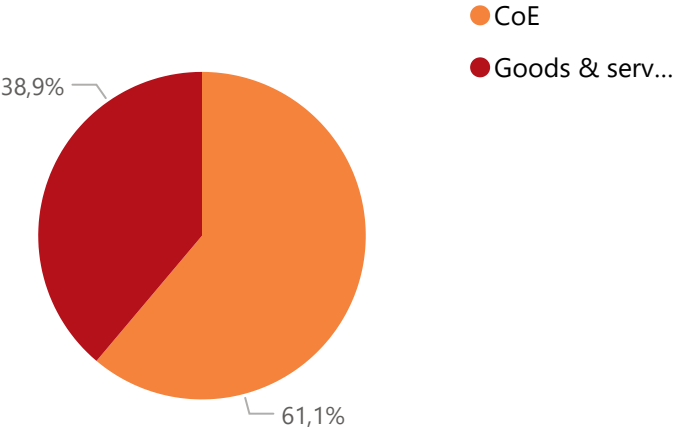
Approved CoE	Approved G&S	Approved transfers
36,825,6%	29,720,1%	144,754,1%

Actual vs Forecast

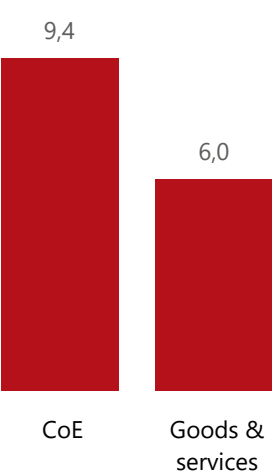
● Approved ● Forecast ● YTD ● Variance



Composition of spending



Top 5 Goods & services



Capital assets

Spending

Level 3	Approved	YTD	% YTD
CoE	36,8	9,4	61,1%
Goods & services	29,7	6,0	38,9%
Total	66,6	15,4	100,0%

Top 10 Entities



national treasury
Department:
National Treasury
REPUBLIC OF SOUTH AFRICA

- R billion
- R million
- R thousand

Quarter

1

Cluster

All

Department

Sport, Arts and Culture

Entity

Performing Arts Council of the Free ...